

Virginia State Opioid Response Grant

Quarterly Report

October 2020 – December 2020

Published on March 1st, 2021

This document was produced by OMNI Institute in collaboration with the Virginia Department of Behavioral Health and Developmental Services (DBHDS). OMNI Institute serves as the evaluator for Virginia's State Opioid Response (SOR) grant and compiled this document using data from SOR evaluation activities. All statistics in this report cover the whole state of Virginia. For more information, contact SORSupport@omni.org.

Prevention

The prevention objectives of the SOR grant are intended to decrease opioid, prescription, and over-the-counter drug misuse and overdoses through the implementation of a broad collection of evidence-based strategies. Key prevention strategies include community awareness, education, and safe storage and disposal.

Developing Logic Models and Measurement Plans

This quarter, Community Services Boards (CSBs) focused on completing SOR roadmaps, which include developing logic models, measurement plans, and data entry plans. This planning will help guide the implementation of the following activities during the rest of the SOR grant year.

Key Prevention Strategies

Community Awareness and Education

CSBs will use community awareness, media campaign strategies, and trainings to educate communities about the dangers of opioids and other substance use, and ways to support communities and individuals through mental health crises.

Awareness messages and media campaign content will reach individuals through a variety of formats.

Broadcast	Online	Direct	Print
✓ Radio	✓ Click-through Ads	✓ Email	✓ Billboards
✓ Cable TV	✓ Online Videos	✓ Cell Phones	✓ Posters / Flyers
✓ Movie Theaters	✓ Social Media	✓ Postal Mail	✓ Newspapers
✓ Podcasts	✓ Online Periodicals	✓ Tablets	✓ Rack Cards

Providing education on opioid use prevention through trainings is also a key goal of the SOR prevention grant and the following activities are planned:

Curriculum-Based Trainings



Mental Health
First Aid and ACE
Interface trainings

Provider and Patient Education



Informational rack
cards and
awareness kits

Youth-Specific Education



Youth leadership
trainings and
events

Safe Storage and Disposal

Communities will distribute safe storage and disposal devices and host take back events.



Drug
Deactivation
Packets



Prescription
Drug
Lockboxes



Smart Pill
Bottles



Drug Take
Back
Events



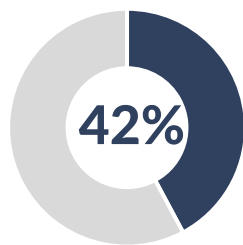
Treatment

The treatment objectives of the SOR grant are designed to improve access and availability of opioid use disorder (OUD) and stimulant use disorder treatment services and increase the number of people who receive treatment.

Individuals Served in CSBs

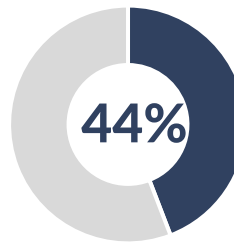
SOR funding provided a wide array of services for 3,573 clients this quarter.

Some clients received multiple treatment services from CSBs. From October to December 2020:



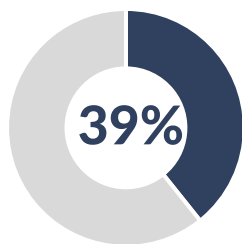
42%
of clients served
(1,507 people)
received MAT
services this
quarter.

Medication Assisted Treatment (MAT) includes prescription of medications, such as buprenorphine for individuals with an OUD.



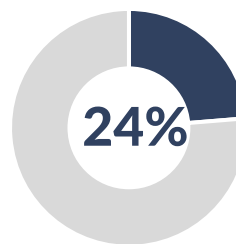
44%
of clients served
(1,578 people)
received individual
treatment this
quarter.

Individual treatment includes counseling, therapy, psychiatry, and crisis support.



39%
of clients served
(1,403 people)
received
wraparound services
this quarter.

This includes case management, transportation, and childcare during treatment appointments.



24%
of clients served
(847 people)
received group
treatment this
quarter.

Group treatment includes counseling or therapy groups.

GPRA Numbers

The Government Performance and Results Act (GPRA) survey collects data from individuals receiving SOR-funded OUD and stimulant use disorder treatment and recovery services who consent to participate in the evaluation. Evaluation participants are asked to complete the GPRA survey at intake, 6-months after intake, and at discharge from services.

506

intake GPRAs completed during SOR II.

275

6-month follow-up GPRAs completed during SOR II.*

195

discharge GPRAs completed during SOR II.*

Virginia has completed 34% of its SOR II GPRA intake goal for this year.

506: Current Number of Intake GPRAs

1500: SOR II Year 1 Intake GPRA Goal

*Follow-up or discharge surveys completed during this quarter could include surveys for clients originally receiving an intake in SOR I.



Recovery

Virginia communities implemented SOR-funded peer support services in various settings, including CSBs, emergency departments (EDs), justice facilities and programs, universities, and community-based locations of all types.

Implementing Peer Support Services

SOR funding provided recovery services to **5,292 clients** this quarter.

CSB-based peer supporters provided a wide range of recovery services this quarter, including:



Community Outreach

to
1,497
individuals



Warmline Support

to
1,660
individuals



Individual Support

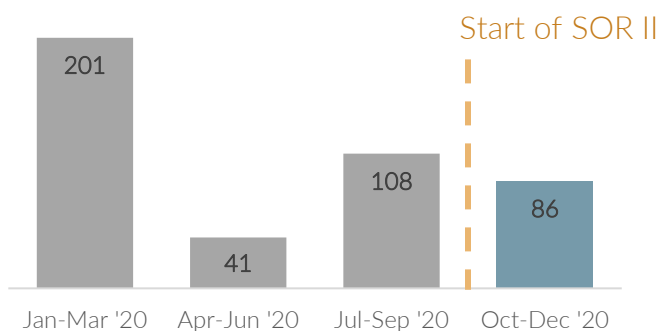
to
2,396
individuals



Group Support

to
1,012
individuals

Peer supporters provided services to 86 individuals in Emergency Departments this quarter.



This quarter, **11 peer supporters** in Virginia Department of Health (VDH) sites provided services to **808 individuals.**

Collegiate Recovery

Led by Virginia Commonwealth University (VCU), seven Collegiate Recovery Programs (CRP) across Virginia received SOR support to increase membership, provide direct services to students, and connect and engage students through campus-wide outreach.

CRPs engaged 313 students this quarter.

This quarter CRPs provided a variety of recovery services, including:



Recovery Events

167
attendees



One-on-Ones

300
meetings



Recovery Meetings

1,763
attendees



Harm Reduction

Harm reduction efforts include statewide distribution of the overdose reversal drug naloxone and trainings on how to administer it for first responders, friends, and families.

Naloxone Distribution and Training

In SOR II, **579 individuals** have been trained to reverse an opioid overdose.

SOR II Total	
Trainings held:	40
People trained:	579

In SOR II, VDH has purchased **7,573 naloxone kits** and distributed:

885 kits to local health departments



2,173 kits to CSBs



3,161 kits to harm reduction sites



1,354 kits to law enforcement

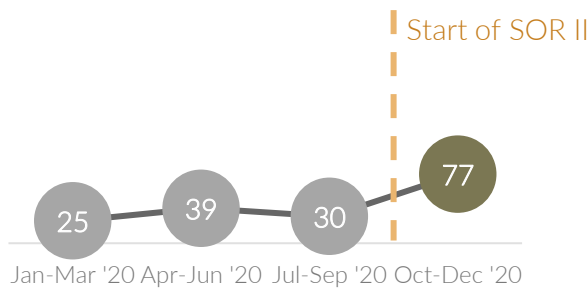


Justice Setting

Treatment and recovery services were delivered in justice settings this quarter, including recovery courts, jails, and Department of Corrections facilities.

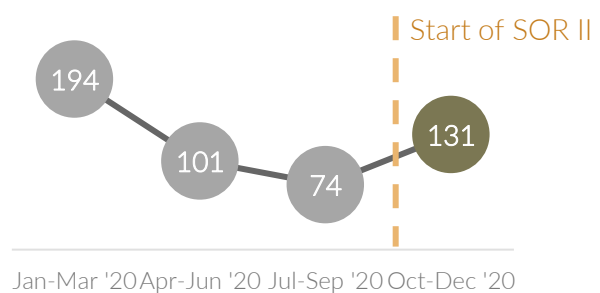
MAT Services

Number of individuals in a justice setting with an OUD receiving MAT services:



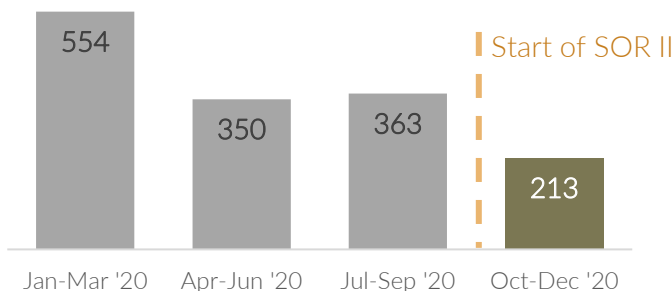
Non-MAT Treatment Services

Number of individuals receiving counseling, crisis support, psychiatry, contingency management, and other forms of therapeutic support in justice settings:



A total of **13 CSBs** provided recovery support from a peer in the justice system in SOR II.

Number of individuals served by peers in the justice system:



For this quarter, this includes:

- 131 served in recovery courts
- 64 served in jails
- 18 served in Department of Corrections facilities